

FLEXO PLATE MOUNTING MACHINES

■ Narrow Web




Next generation mounting machines  
for mounting flexographic printing plates  
onto sleeves and/or cylinders

# SAMM 800 2.0

## AUTOMATIC MOUNTING MACHINE

- Operator independent
- Extremely fast. Mounts automatically each plate in 30"
- Highest accuracy in the positioning of the flexo plates
- No mounting related press downtime



### ■ DESCRIPTION

The Automatic Mounting Machine SAMM 800 2.0 is the world's fastest and most accurate mounting machine for narrow-web. Due to the patented image recognition technology and automatic positioning, the machine automatically mounts one flexo plate at a time **without operator interaction**, this results in constant high quality mounting down to the micron. This machine is unique in the flexographic printing market and is available for sleeves.

### ■ WORKFLOW

The patented SAMM is equipped with an intelligent system that automatically monitors and controls the positioning of flexo plates. The system is based on two co-ordinates (register-marks) applied on the photopolymer printing plate perpendicular to the print direction. Due to the iteration between the cameras and the **self-moving mounting table** the plates will be positioned extremely accurate. After the mounting of the flexo plates, the machine checks the tolerance of the marks and automatically generates a **Digital Quality Report**.

### ■ FEATURES

Plate No. 1	Plate Name	Left X [mm]	Left Y [mm]	Right X [mm]	Right Y [mm]
Top Marks	Set	204.100	-191.087	418.443	-191.087
	Actual	204.101	-191.077	418.434	-191.084
	Actual - Set	+0.001	+0.010	-0.009	+0.003
Middle Marks	Set	204.100	-0.087	418.443	-0.087
	Actual	204.109	-0.088	418.427	-0.093
	Actual - Set	+0.009	-0.009	-0.016	-0.006
Bottom Marks	Set	204.100	28.715	418.443	28.715
	Actual	204.107	28.723	418.428	28.728
	Actual - Set	+0.007	+0.018	-0.015	+0.013

Top Marks Image


The patented Quality Report ensures accurate and precise positioning of the plates



Pressure roller ensures mounting with equal pressure and without air inclusions



Automatic zero setting with Easy-Reg Recognition (optional)



The patented Image Recognition recognizes any register marks

# SAMM USD

## AUTOMATIC MOUNTING MACHINE UPSIDE DOWN

- Suitable for cylinders and sleeves
- Fast and easy mounting
- Extremely accurate
- Eliminates mounting related press downtime
- Automatic quality checks



### ■ DESCRIPTION

The automatic SAMM Upside Down is an easy to operate mounting machine for cylinders and sleeves. The SAMM USD is a great option for anyone looking for **easy, fast and accurate** flexo plate mouter. Mounting with this machine requires nearly no operator skills, since the machine automatically positions the plate.


### ■ WORKFLOW

With its laser pointers, HD Cameras and an HD monitor, the flexo plate mouter Upside Down can quickly and accurately position the plate. Once the plate is in position, the cylinder moves vertically down to fixate the plate, giving the highest possible fixation accuracy. The back-and-forth movement of the table allows for quick and easy mounting of the plate on the cylinder. The table functions as a pressure roller to **eliminate air bubbles**.


### ■ FEATURES



Cushioned table to eliminate air-bubbles during mounting



The patented Image Recognition recognizes any register marks




Laser Pointers for quick positioning



Direct Drive air mandrel (optional)

# TABLETOP

- The basic manual mounting solution
- Easy to use
- Touch screen
- Equipped with the patented Overlay System
- Accurate and fast mounting



## ■ DESCRIPTION

The TableTop can be equipped with brackets or cones to support cylinders or with an air cylinder to mount with sleeves. The TableTop is provided with two digital colour cameras and a touchscreen monitor. The system of mounting is based on two mounting marks that have been applied on the printing plate. A zoom lens enables several enlargements. The two sideways moveable cameras display the image of the mounting marks on the monitor. The printing plates are positioned and mounted with the help of hairlines on the monitor. When the cameras are fixed in position the next plates are mounted in exactly the same way. Afterwards, a snapshot of each mounting mark can be taken. The snapshot is displayed and stored as proof for correct mounting.

SPECIFICATIONS	SAMM 800 2.0	SAMM 800 USD	TABLETOP
Max Width	800 mm	800 mm	700 mm
Max Repeat	850 mm	850 mm	660 mm
Min Repeat	230 mm	230 mm	210 mm
Sleeve model	yes*	yes*	yes
Cylinder model	no	yes	yes
Cylinder & Sleeve model	no	yes	yes

\*Max width is 850 mm



## HEAD OFFICE

AV Flexologic B.V.  
 H. Kamerlingh Onnesweg 2  
 P.O. Box 252  
 NL-2400 AG Alphen aan den Rijn  
 The Netherlands  
 Tel. +31 (0)172 434221  
 Fax +31 (0)172 437919  
 Mail av@flexologic.nl

[WWW.FLEXOLOGIC.COM](http://WWW.FLEXOLOGIC.COM)

## ■ OTHER EQUIPMENT OF AV FLEXOLOGIC

### ■ PLATE MAKING EQUIPMENT



### ■ CORRUGATED POSTPRINT MOUNTING MACHINES



### ■ CORRUGATED PREPRINT MOUNTING MACHINES



### ■ WIDE WEB MOUNTING MACHINES



### ■ SLEEVE STORAGE SYSTEM



### ■ TECH SLEEVES SLEEVES AND BRIDGES

